



NATA LIGHTING CO.,LTD.
www.nata.cn
Email:info@nata.com
Tel:+86-750-3770000 Fax:+86-750-3771111
Address:380JinOu Road,GaoXin Zone,Jiang Men City,Guangdong,China

NT

Client:

LumCAT: 2-2645-L

Luminaire: 92.70.412.00

Report No: 20231031-B027

Ballast type: AC

Test No: 20231031-C027

Voltage(V): 34.670

LampCAT: Fortimo_SLM_C_1208

Current(A): 0.576

Lamp flux(lm): 3260.6

Power (W): 19.969

Number of Lamps: 1

PF: 0.000

Length(mm): 0

Width(mm): 0

Phm Type: C

Height(mm): 0

Photometric Results

Lumens(lm): 3068.59, Efficiency(%): 94.11% , Luminous Efficacy(lm/W): 153.67

Central intensity(cd): 6596.488, Maximum intensity(cd): 6596.488

Angle of maximum intensity: C=0.0 γ =0.0

Beam Angle(50%Imax): [C0/180]Total=39.6

[C90/270]Total=39.6

Field angle(10%Imax): [C0/180]Total=63.4

[C90/270]Total=63.4

Maximum s/h(1/2): C0_180=0.65 C90_270=0.65

Maximum s/h(1/4): C0_180=0.63 C90_270=0.63

Up flux rate of lamp(%): 0.00%

Down flux rate of lamp(%): 94.11%

Up flux rate of LUM(%): - -

Down flux rate of LUM(%): 100.00%

CIE Type : Direct lighting

Output flux ratio in π solid angle : 98.063%

$\gamma(^{\circ})$	Average I(cd)	Zonal F(lm)	Sum F(lm)	Eff Flux(%)	Eff Sum(%)
0.0	6596.489	0.000	0	0.00%	0.00%
1.0	6582.927	6.306	6.306	0.19%	0.21%
2.0	6543.003	18.840	25.146	0.58%	0.82%
3.0	6482.875	31.154	56.299	0.96%	1.83%
4.0	6414.514	43.172	99.471	1.32%	3.24%
5.0	6317.230	54.771	154.242	1.68%	5.03%
6.0	6209.359	65.831	220.073	2.02%	7.17%
7.0	6082.530	76.296	296.368	2.34%	9.66%
8.0	5951.688	86.127	382.495	2.64%	12.46%
9.0	5810.744	95.328	477.823	2.92%	15.57%
10.0	5660.459	103.810	581.633	3.18%	18.95%
11.0	5491.216	111.428	693.061	3.42%	22.59%
12.0	5323.217	118.217	811.279	3.63%	26.44%
13.0	5127.196	124.020	935.299	3.80%	30.48%
14.0	4899.970	128.347	1063.646	3.94%	34.66%
15.0	4670.183	131.383	1195.029	4.03%	38.94%
16.0	4416.733	133.149	1328.178	4.08%	43.28%
17.0	4136.851	133.202	1461.38	4.09%	47.62%
18.0	3856.139	131.787	1593.167	4.04%	51.92%
19.0	3554.324	128.927	1722.094	3.95%	56.12%
20.0	3237.701	124.313	1846.407	3.81%	60.17%
21.0	2939.761	118.620	1965.027	3.64%	64.04%
22.0	2654.966	112.428	2077.455	3.45%	67.70%
23.0	2382.627	105.702	2183.157	3.24%	71.15%
24.0	2141.008	98.903	2282.06	3.03%	74.37%
25.0	1912.674	92.172	2374.232	2.83%	77.37%
26.0	1651.599	84.135	2458.367	2.58%	80.11%
27.0	1371.268	73.955	2532.322	2.27%	82.52%
28.0	1221.363	65.640	2597.962	2.01%	84.66%
29.0	1080.661	60.227	2658.19	1.85%	86.63%
30.0	918.378	53.974	2712.163	1.66%	88.38%
31.0	756.836	46.619	2758.782	1.43%	89.90%
32.0	615.622	39.319	2798.101	1.21%	91.19%
33.0	476.809	32.183	2830.285	0.99%	92.23%
34.0	354.360	25.154	2855.438	0.77%	93.05%
35.0	261.580	19.129	2874.567	0.59%	93.68%
36.0	226.403	15.537	2890.105	0.48%	94.18%
37.0	178.896	13.219	2903.323	0.41%	94.61%

$\gamma(^{\circ})$	Average I(cd)	Zonal F(lm)	Sum F(lm)	Eff Flux(%)	Eff Sum(%)
38.0	127.092	10.213	2913.537	0.31%	94.95%
39.0	111.987	8.160	2921.697	0.25%	95.21%
40.0	99.519	7.377	2929.074	0.23%	95.45%
41.0	88.912	6.710	2935.784	0.21%	95.67%
42.0	80.325	6.149	2941.932	0.19%	95.87%
43.0	73.226	5.688	2947.62	0.17%	96.06%
44.0	66.487	5.273	2952.894	0.16%	96.23%
45.0	61.048	4.901	2957.795	0.15%	96.39%
46.0	56.551	4.599	2962.394	0.14%	96.54%
47.0	52.773	4.348	2966.742	0.13%	96.68%
48.0	49.189	4.122	2970.864	0.13%	96.82%
49.0	46.110	3.913	2974.777	0.12%	96.94%
50.0	43.349	3.730	2978.507	0.11%	97.06%
51.0	41.114	3.573	2982.081	0.11%	97.18%
52.0	38.824	3.430	2985.511	0.11%	97.29%
53.0	36.831	3.291	2988.802	0.10%	97.40%
54.0	35.129	3.172	2991.973	0.10%	97.50%
55.0	33.600	3.068	2995.041	0.09%	97.60%
56.0	32.188	2.973	2998.014	0.09%	97.70%
57.0	30.950	2.887	3000.901	0.09%	97.79%
58.0	29.870	2.813	3003.713	0.09%	97.89%
59.0	28.846	2.745	3006.458	0.08%	97.98%
60.0	27.905	2.681	3009.139	0.08%	98.06%
61.0	27.033	2.622	3011.761	0.08%	98.15%
62.0	26.224	2.566	3014.328	0.08%	98.23%
63.0	25.470	2.514	3016.842	0.08%	98.31%
64.0	24.785	2.466	3019.308	0.08%	98.39%
65.0	24.086	2.419	3021.726	0.07%	98.47%
66.0	23.442	2.371	3024.097	0.07%	98.55%
67.0	22.826	2.327	3026.424	0.07%	98.63%
68.0	22.224	2.282	3028.706	0.07%	98.70%
69.0	21.623	2.237	3030.943	0.07%	98.77%
70.0	21.055	2.192	3033.135	0.07%	98.84%
71.0	20.522	2.149	3035.284	0.07%	98.91%
72.0	20.059	2.110	3037.394	0.06%	98.98%
73.0	19.554	2.071	3039.465	0.06%	99.05%
74.0	19.083	2.031	3041.497	0.06%	99.12%
75.0	18.620	1.992	3043.489	0.06%	99.18%

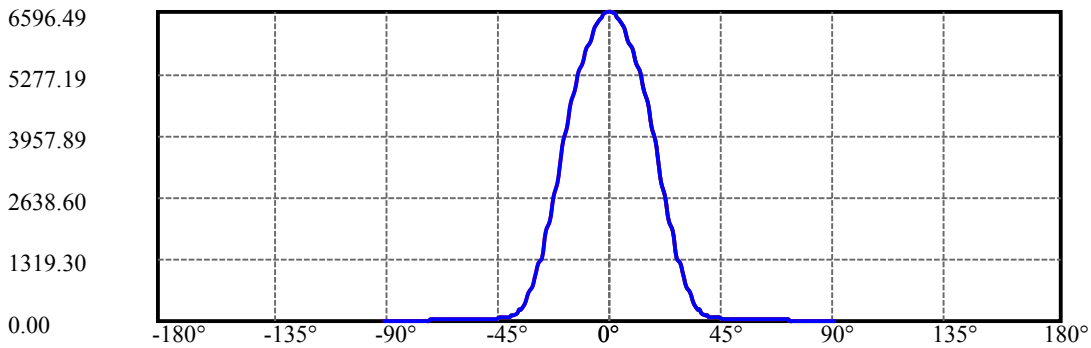
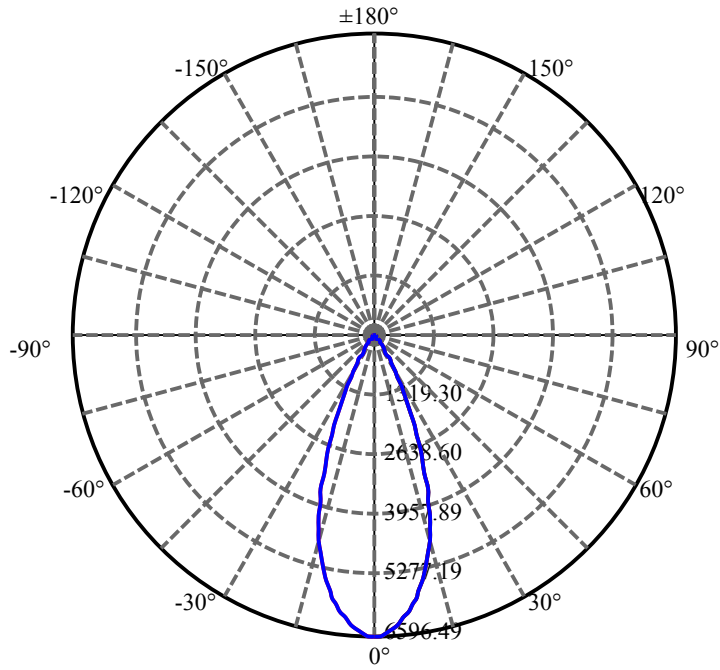
$\gamma(^{\circ})$	Average I(cd)	Zonal F(lm)	Sum F(lm)	Eff Flux(%)	Eff Sum(%)
76.0	18.163	1.953	3045.441	0.06%	99.25%
77.0	17.706	1.912	3047.354	0.06%	99.31%
78.0	17.201	1.869	3049.222	0.06%	99.37%
79.0	16.772	1.825	3051.048	0.06%	99.43%
80.0	16.364	1.786	3052.834	0.05%	99.49%
81.0	15.893	1.744	3054.578	0.05%	99.54%
82.0	15.513	1.703	3056.282	0.05%	99.60%
83.0	15.084	1.663	3057.945	0.05%	99.65%
84.0	14.683	1.622	3059.566	0.05%	99.71%
85.0	14.344	1.584	3061.151	0.05%	99.76%
86.0	14.025	1.551	3062.701	0.05%	99.81%
87.0	13.679	1.516	3064.217	0.05%	99.86%
88.0	13.389	1.483	3065.7	0.05%	99.91%
89.0	13.153	1.455	3067.155	0.04%	99.95%
90.0	13.077	1.438	3068.593	0.04%	100.00%

ZONAL LUMEN SUMMARY

Zone	Lumens	%Lamp	%Fixt
0-30	2712.16	83.18%	88.38%
0-40	2929.07	89.83%	95.45%
0-60	3009.14	92.29%	98.06%
0-90	3067.16	94.07%	99.95%
0-120	3067.16	94.07%	99.95%
0-180	3068.59	94.11%	100.00%
60-90	58.02	1.78%	1.89%
90-120	0.00	0.00%	0.00%
90-130	0.00	0.00%	0.00%
90-150	0.00	0.00%	0.00%
90-180	0.00	0.00%	0.00%
0-25.96	2454.88	75.29%	80.00%

ZONAL LUMEN SUMMARY

0-10	581.63
10-20	1264.77
20-30	865.76
30-40	216.91
40-50	49.43
50-60	30.63
60-70	24.00
70-80	19.70
80-90	14.32
90-100	0.00
100-110	0.00
110-120	0.00
120-130	0.00
130-140	0.00
140-150	0.00
150-160	0.00
160-170	0.00
170-180	0.00



C0(Max): —————

C0/C180: —————

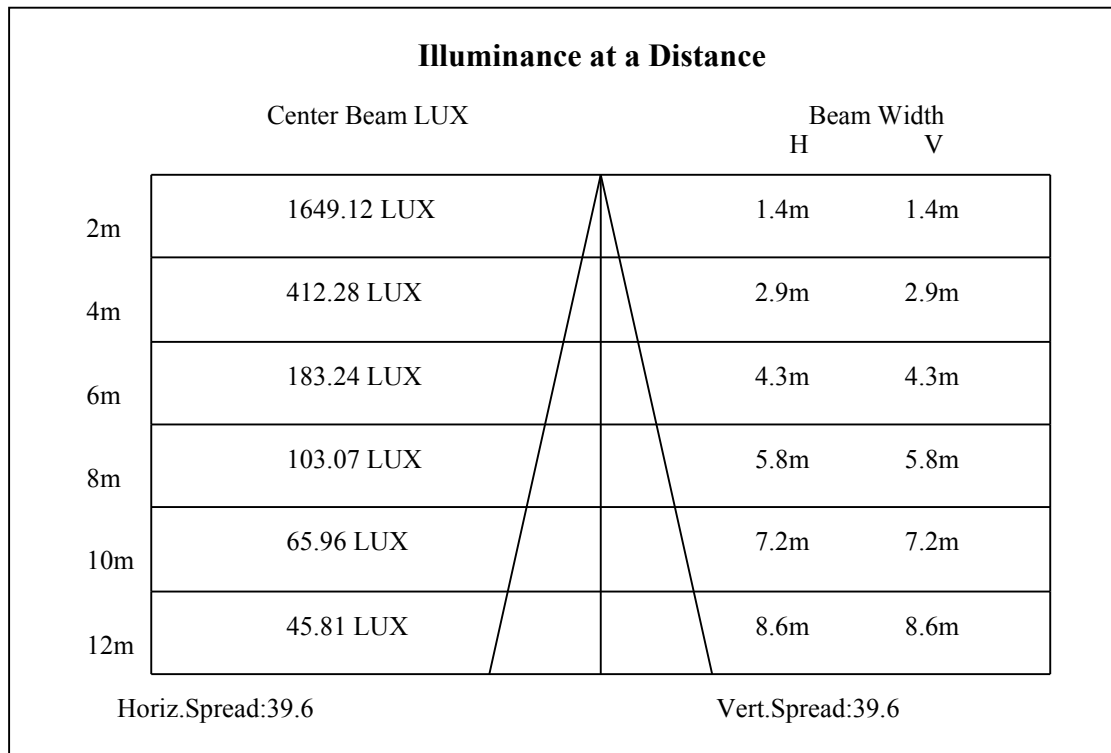
C90/C270: —————

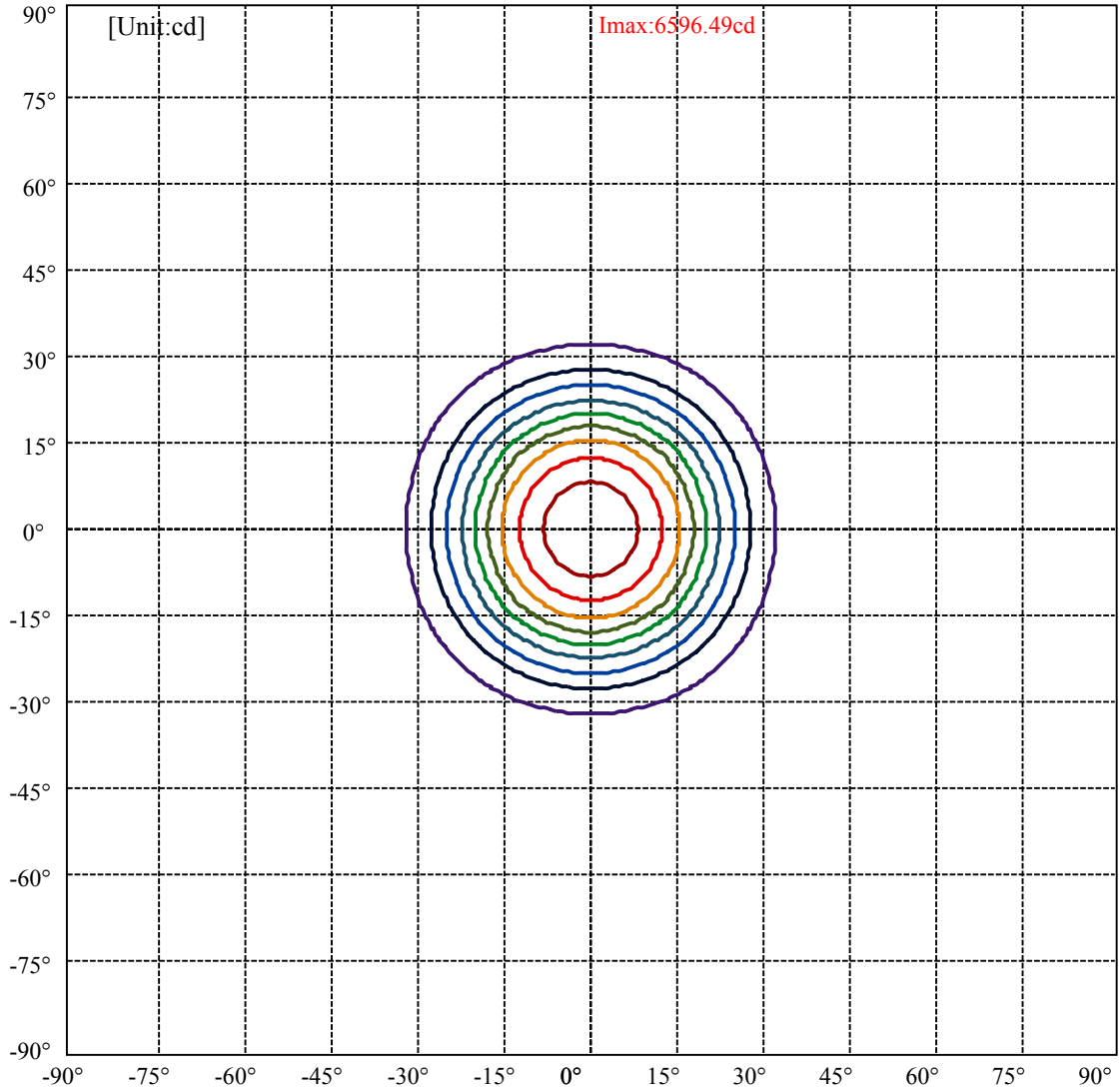
Field angle(10%Imax):C0/180Left:31.7 Right:31.7

:C90/270Left:31.7 Right:31.7

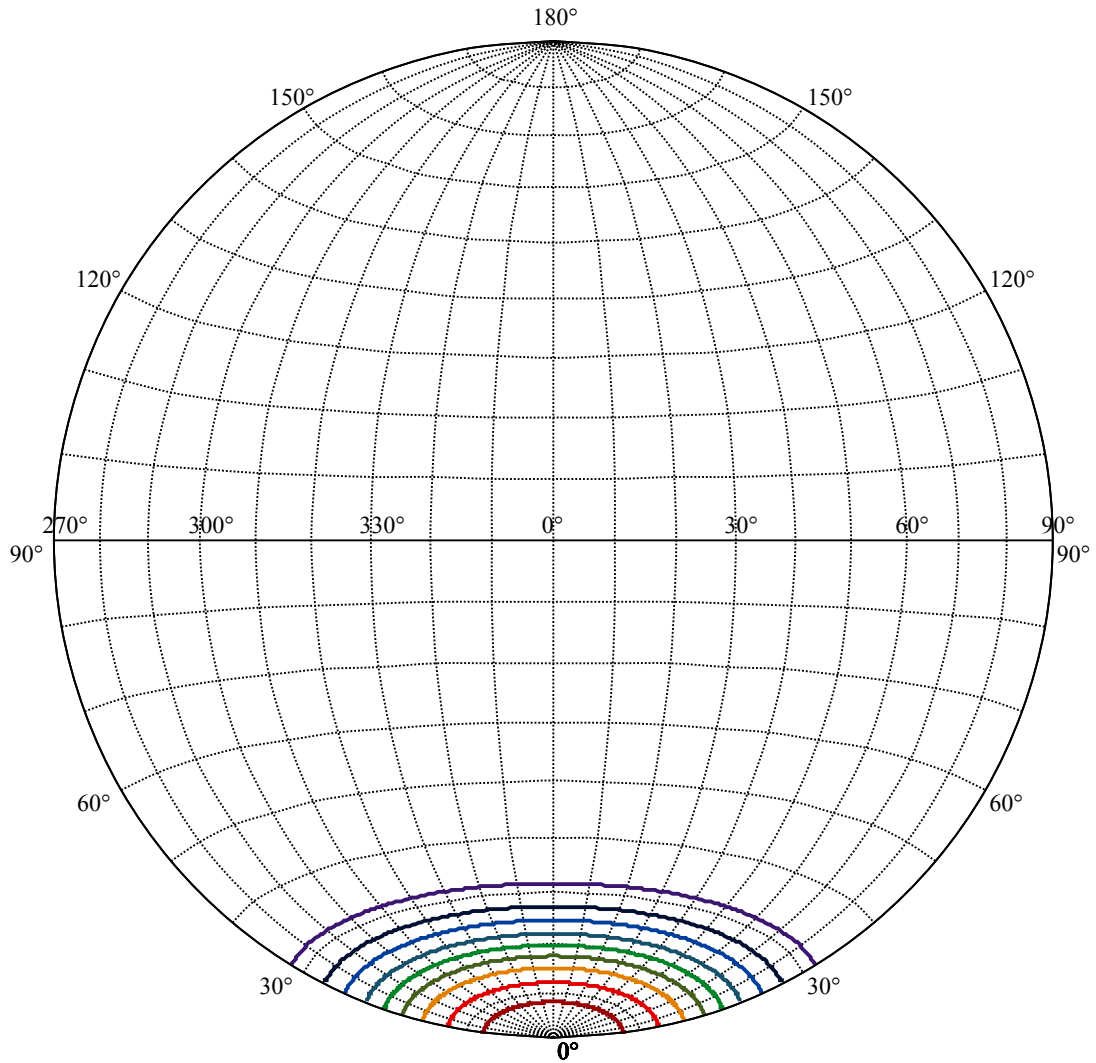
Beam Angle(50%Imax):C0/180Left:19.8 Right:19.8

:C90/270Left:19.8 Right:19.8





(10%I _{max}) 659.649	—
(20%I _{max}) 1319.3	—
(30%I _{max}) 1978.95	—
(40%I _{max}) 2638.6	—
(50%I _{max}) 3298.24	—
(60%I _{max}) 3957.89	—
(70%I _{max}) 4617.54	—
(80%I _{max}) 5277.19	—
(90%I _{max}) 5936.84	—



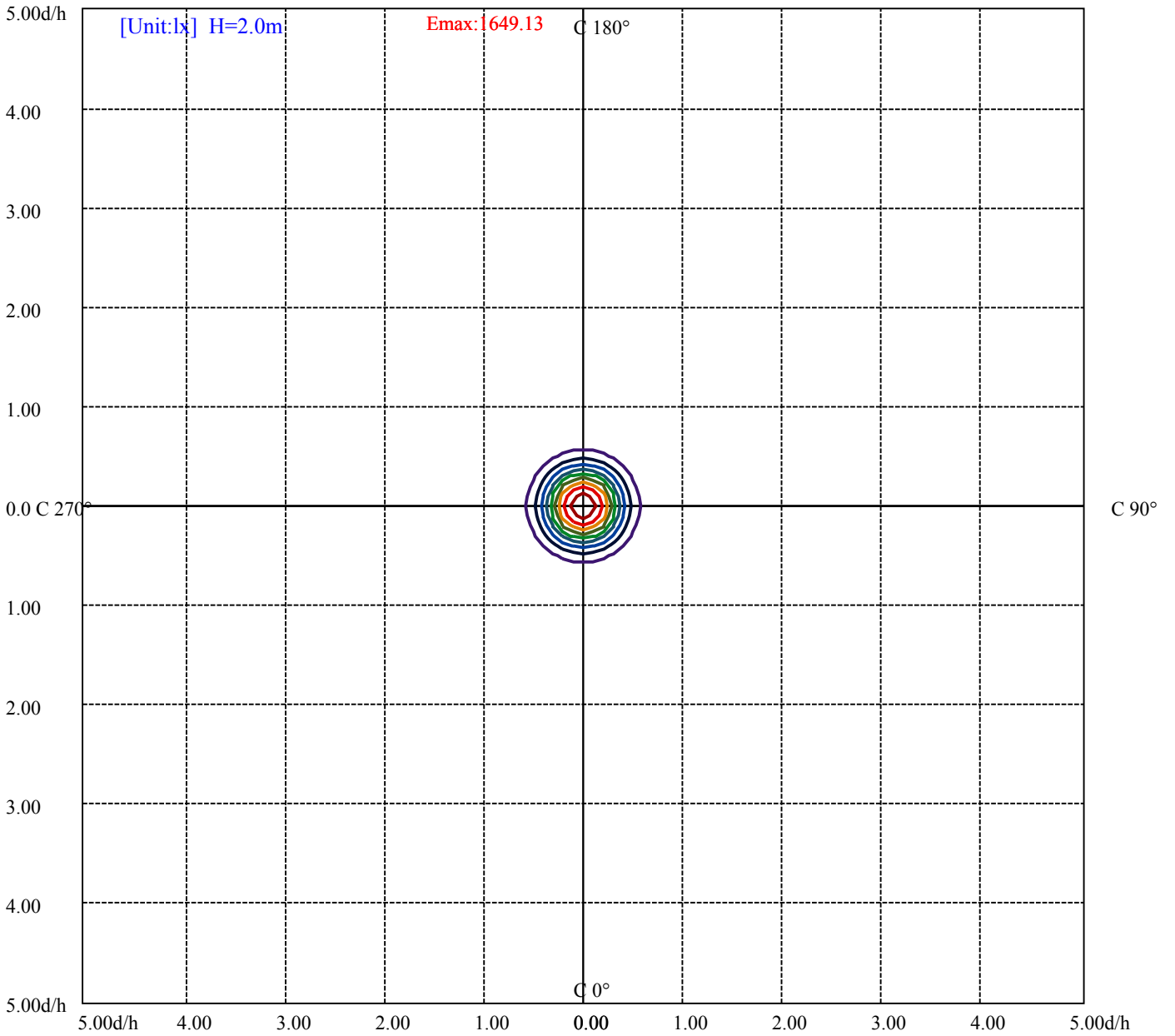
House

[Unit:cd]

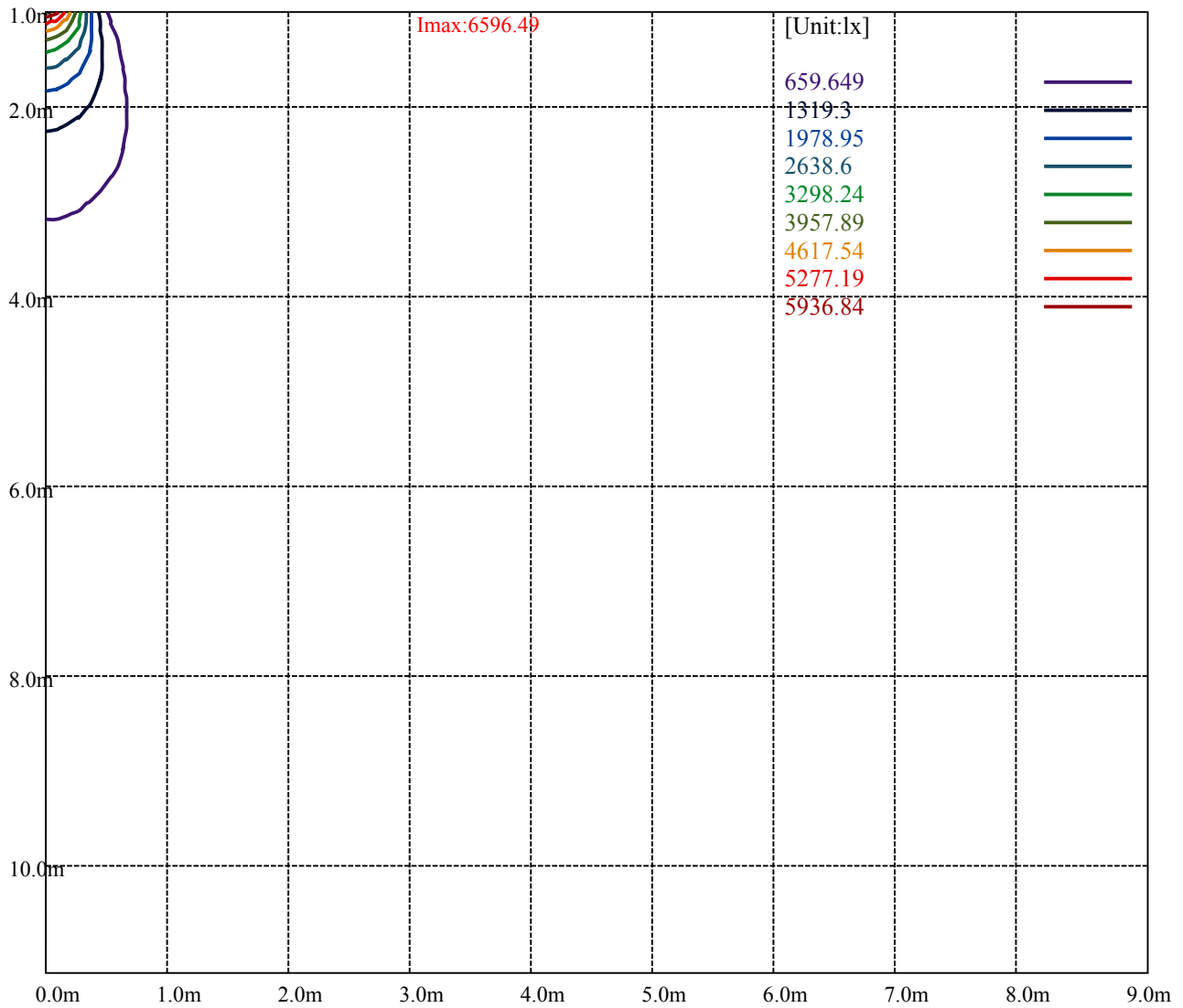
Road

Imax:6596.49

(10%Imax)	659.649	—
(20%Imax)	1319.3	—
(30%Imax)	1978.95	—
(40%Imax)	2638.6	—
(50%Imax)	3298.24	—
(60%Imax)	3957.89	—
(70%Imax)	4617.54	—
(80%Imax)	5277.19	—
(90%Imax)	5936.84	—



- (10%Emax) 164.9122 ———
- (20%Emax) 329.825 ———
- (30%Emax) 494.7375 ———
- (40%Emax) 659.6475 ———
- (50%Emax) 824.56 ———
- (60%Emax) 989.4725 ———
- (70%Emax) 1154.385 ———
- (80%Emax) 1319.297 ———
- (90%Emax) 1484.21 ———



Luminance Table

γ	45	50	55	60	65	70	75	80	85
C0	0	0	0	0	0	0	0	0	0
C45	0	0	0	0	0	0	0	0	0
C90	0	0	0	0	0	0	0	0	0

L(Hor)(65)	L(Ver)(65)	L45(65)	L(Hor)(75)	L(Ver)(75)	L45(75)	L(Hor)(85)	L(Ver)(85)	L45(85)
0	0	0	0	0	0	0	0	0

Glare Table

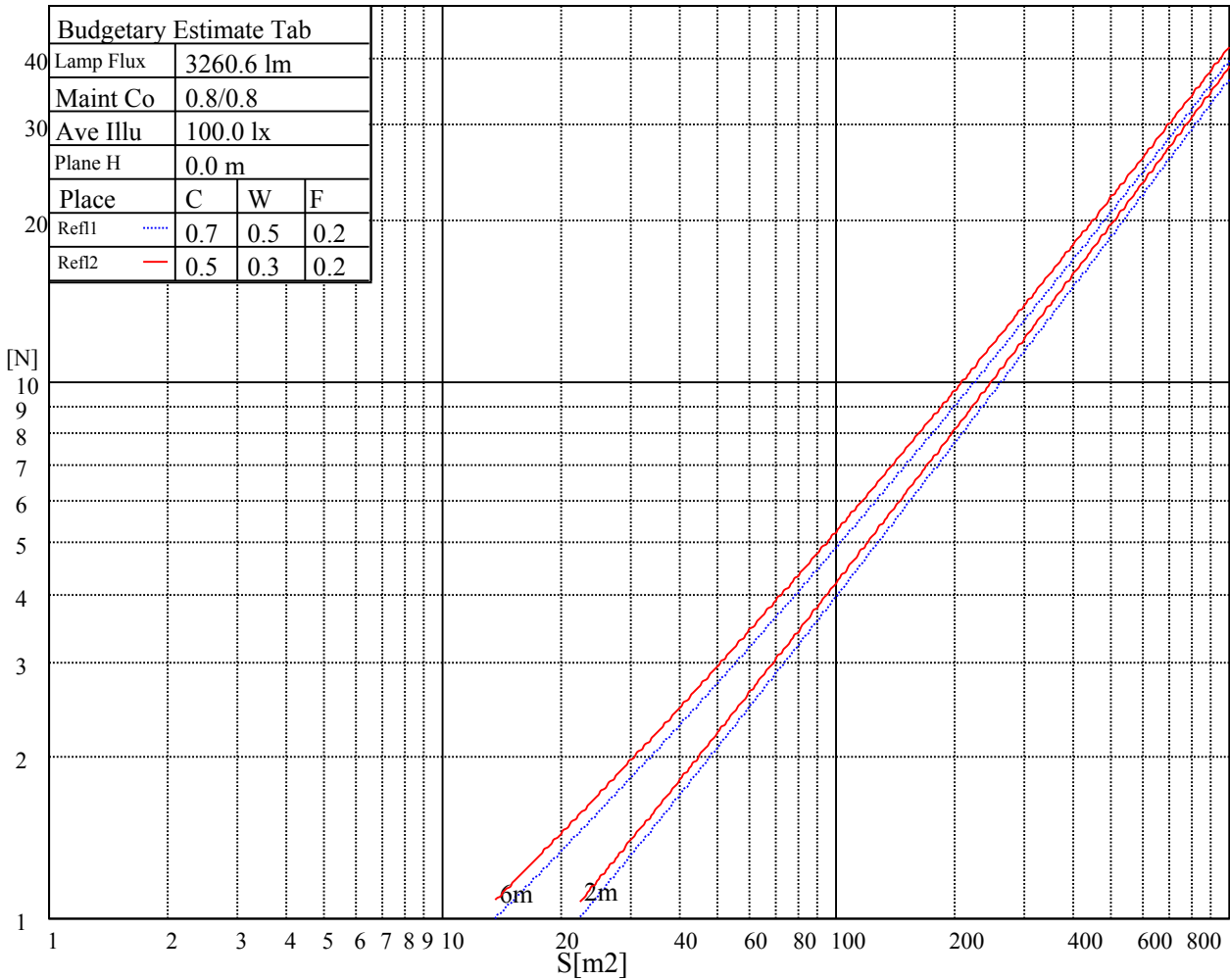
Glare	Quality	Service Values Illuminance(lx)							
1.15	A	2000	1000	500	<=300				
1.5	B		2000	1000	500	<=300			
1.85	C			2000	1000	500	<=300		
2.2	D				2000	1000	500	<=300	
2.55	E					2000	1000	500	<=300
		a	b	c	d	e	f	g	h

Luminance Limiting Curve

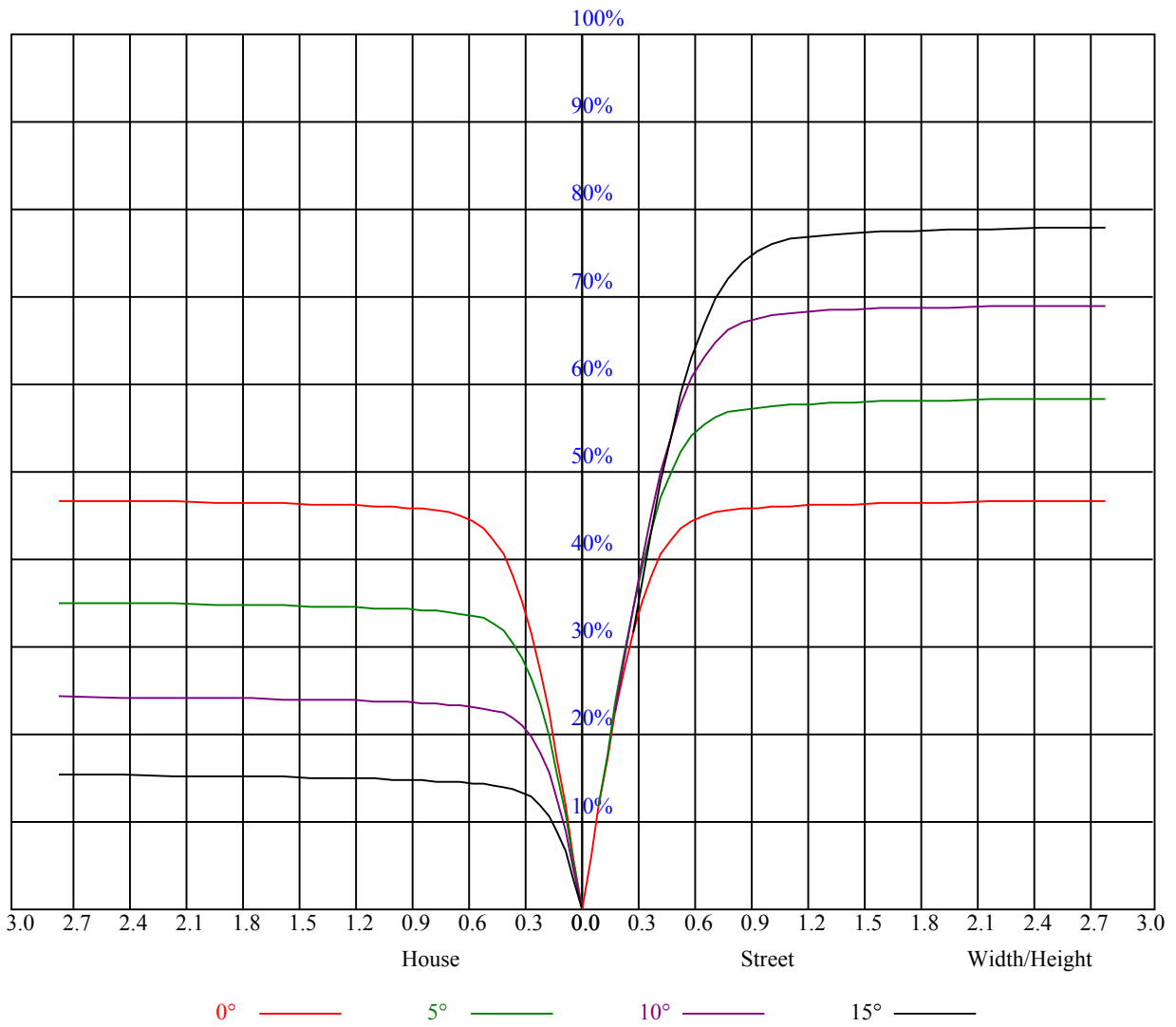


Illumination assessment according UGR										
Rf of Ceiling	70	70	50	50	30	70	70	50	50	30
Rf of Wall	50	30	50	30	30	50	30	50	30	30
Rf of Floor	20	20	20	20	20	20	20	20	20	20
Room dimensions	Viewed crosswise					Viewed endwise				
X	Y									
2H	2H	非数字	非数字	非数字	非数字	非数字	非数字	非数字	非数字	非数字
	3H	非数字	非数字	非数字	非数字	非数字	非数字	非数字	非数字	非数字
	4H	非数字	非数字	非数字	非数字	非数字	非数字	非数字	非数字	非数字
	6H	非数字	非数字	非数字	非数字	非数字	非数字	非数字	非数字	非数字
	8H	非数字	非数字	非数字	非数字	非数字	非数字	非数字	非数字	非数字
4H	12H	非数字	非数字	非数字	非数字	非数字	非数字	非数字	非数字	非数字
	2H	非数字	非数字	非数字	非数字	非数字	非数字	非数字	非数字	非数字
	3H	非数字	非数字	非数字	非数字	非数字	非数字	非数字	非数字	非数字
	4H	非数字	非数字	非数字	非数字	非数字	非数字	非数字	非数字	非数字
	6H	非数字	非数字	非数字	非数字	非数字	非数字	非数字	非数字	非数字
8H	8H	非数字	非数字	非数字	非数字	非数字	非数字	非数字	非数字	非数字
	12H	非数字	非数字	非数字	非数字	非数字	非数字	非数字	非数字	非数字
	4H	非数字	非数字	非数字	非数字	非数字	非数字	非数字	非数字	非数字
	6H	非数字	非数字	非数字	非数字	非数字	非数字	非数字	非数字	非数字
	8H	非数字	非数字	非数字	非数字	非数字	非数字	非数字	非数字	非数字
12H	12H	非数字	非数字	非数字	非数字	非数字	非数字	非数字	非数字	非数字
	4H	非数字	非数字	非数字	非数字	非数字	非数字	非数字	非数字	非数字
	6H	非数字	非数字	非数字	非数字	非数字	非数字	非数字	非数字	非数字
8H	非数字	非数字	非数字	非数字	非数字	非数字	非数字	非数字	非数字	
Variation with the observer position at spacings:										
S = 1.0H	非数字/非数字					非数字/非数字				
S = 1.5H	非数字/非数字					非数字/非数字				
S = 2.0H	非数字/非数字					非数字/非数字				
Standard tables:	BK0					BK0				
Uncorrected UGR	负无穷大					负无穷大				

UGR calculation is based on CIE Publ. 117 ,S/H = 0.25



RHOCC	80			70			50			30			10			0
RHOW	50	30	10	50	30	10	50	30	10	50	30	10	50	30	10	0
RCR	COEFFICIENTS OF UTILIZATION RHOF=20 CU															
0	1.12	1.12	1.12	1.09	1.09	1.09	1.05	1.05	1.05	1.00	1.00	1.00	0.96	0.96	0.96	0.94
1	1.05	1.03	1.01	1.03	1.01	0.99	0.99	0.97	0.96	0.96	0.94	0.93	0.92	0.91	0.91	0.89
2	0.99	0.95	0.92	0.97	0.94	0.91	0.94	0.92	0.89	0.91	0.89	0.87	0.89	0.87	0.86	0.84
3	0.93	0.89	0.86	0.92	0.88	0.85	0.90	0.86	0.84	0.87	0.85	0.82	0.85	0.83	0.81	0.80
4	0.88	0.84	0.80	0.87	0.83	0.80	0.85	0.82	0.79	0.84	0.81	0.78	0.82	0.79	0.77	0.76
5	0.84	0.79	0.76	0.83	0.79	0.76	0.82	0.78	0.75	0.80	0.77	0.74	0.79	0.76	0.74	0.72
6	0.80	0.75	0.72	0.79	0.75	0.72	0.78	0.74	0.71	0.77	0.73	0.71	0.76	0.73	0.70	0.69
7	0.77	0.72	0.68	0.76	0.71	0.68	0.75	0.71	0.68	0.74	0.70	0.68	0.73	0.70	0.67	0.66
8	0.73	0.69	0.65	0.73	0.68	0.65	0.72	0.68	0.65	0.71	0.67	0.65	0.70	0.67	0.64	0.63
9	0.70	0.66	0.62	0.70	0.65	0.62	0.69	0.65	0.62	0.68	0.65	0.62	0.68	0.64	0.62	0.61
10	0.67	0.63	0.60	0.67	0.63	0.60	0.66	0.62	0.60	0.66	0.62	0.59	0.65	0.62	0.59	0.58



Intensity data(cd)

C/γ(°)	0.0	1.0	2.0	3.0	4.0	5.0	6.0	7.0	8.0
0.0	6580.99	6536.15	6475.82	6384.48	6292.60	6180.78	6041.29	5912.32	5789.43
45.0	6611.43	6595.93	6566.04	6491.87	6418.25	6320.27	6212.33	6058.45	5925.05
90.0	6600.36	6564.94	6501.28	6408.84	6321.38	6194.07	6076.72	5941.10	5760.10
135.0	6593.17	6594.27	6556.08	6508.48	6436.52	6324.15	6220.08	6062.88	5932.25
180.0	6580.99	6600.36	6593.17	6562.72	6527.85	6461.98	6381.72	6285.40	6174.69
225.0	6611.43	6579.33	6547.78	6493.53	6423.79	6330.79	6220.64	6109.38	5979.30
270.0	6600.36	6611.99	6574.90	6547.78	6501.28	6417.14	6334.11	6220.64	6104.40
315.0	6593.17	6580.44	6528.96	6465.30	6394.45	6308.65	6187.98	6070.08	5948.30
360.0	6580.99	6536.15	6475.82	6384.48	6292.60	6180.78	6041.29	5912.32	5789.43
C/γ(°)	9.0	10.0	11.0	12.0	13.0	14.0	15.0	16.0	17.0
0.0	5620.60	5484.43	5317.82	5141.24	4886.06	4651.92	4404.49	4142.11	3795.60
45.0	5791.65	5656.03	5489.97	5332.21	5148.99	4916.51	4696.20	4447.66	4125.50
90.0	5604.55	5452.88	5244.75	5064.85	4872.78	4597.12	4355.22	4114.99	3861.47
135.0	5796.63	5648.28	5450.67	5282.39	5088.66	4884.96	4661.33	4362.97	4119.41
180.0	6026.90	5890.73	5705.85	5561.93	5385.35	5148.44	4955.81	4748.23	4452.09
225.0	5836.48	5667.66	5521.52	5350.48	5172.79	4929.24	4703.40	4458.18	4200.78
270.0	5988.71	5825.97	5685.92	5499.93	5340.52	5152.87	4945.84	4680.15	4427.73
315.0	5820.43	5657.69	5513.22	5352.69	5122.42	4918.72	4639.19	4379.58	4112.22
360.0	5620.60	5484.43	5317.82	5141.24	4886.06	4651.92	4404.49	4142.11	3795.60
C/γ(°)	18.0	19.0	20.0	21.0	22.0	23.0	24.0	25.0	26.0
0.0	3512.19	3226.56	2871.19	2606.05	2293.30	2069.12	1858.77	1655.63	1087.59
45.0	3863.68	3600.75	3249.81	2973.04	2712.33	2464.90	2180.38	1969.48	1758.58
90.0	3601.86	3271.40	3004.59	2748.86	2439.43	2210.82	1999.37	1737.55	1526.10
135.0	3852.06	3523.26	3256.45	2912.71	2657.53	2418.40	2138.31	1929.07	1717.62
180.0	4183.07	3911.84	3628.43	3264.20	2964.74	2696.27	2449.40	2160.45	1945.13
225.0	3859.81	3566.99	3207.19	2919.35	2651.44	2332.05	2108.42	1893.09	1679.98
270.0	4156.50	3883.61	3522.15	3221.03	2924.33	2585.57	2336.48	2102.33	1841.06
315.0	3819.95	3450.19	3161.80	2872.85	2596.64	2283.89	2056.94	1853.79	1656.73
360.0	3512.19	3226.56	2871.19	2606.05	2293.30	2069.12	1858.77	1655.63	1087.59
C/γ(°)	27.0	28.0	29.0	30.0	31.0	32.0	33.0	34.0	35.0
0.0	1087.59	1047.84	899.77	726.02	591.01	461.48	344.13	226.62	171.49
45.0	1548.79	1295.27	1117.04	962.05	782.70	646.53	487.11	369.76	291.71
90.0	1084.04	1084.04	920.59	772.57	605.46	478.03	363.12	263.43	180.51
135.0	1507.28	1264.28	1087.14	932.15	788.24	617.75	490.99	377.51	279.54
180.0	1732.57	1465.76	1274.24	1104.30	907.80	756.13	615.53	458.88	347.62
225.0	1100.48	1100.48	1058.03	901.54	724.91	591.67	468.29	329.80	241.29
270.0	1637.36	1438.64	1213.90	1054.49	901.16	754.47	585.64	462.20	348.73
315.0	1272.03	1074.58	1074.58	893.91	753.42	618.91	459.66	346.68	231.77
360.0	1087.59	1047.84	899.77	726.02	591.01	461.48	344.13	226.62	171.49
C/γ(°)	36.0	37.0	38.0	39.0	40.0	41.0	42.0	43.0	44.0
0.0	138.61	120.56	107.61	95.10	85.85	77.94	69.80	64.15	59.34
45.0	291.71	145.19	124.88	109.60	98.20	86.13	78.05	70.91	64.82
90.0	147.79	127.31	112.31	98.31	88.79	78.77	71.74	65.76	59.67
135.0	279.54	150.78	125.60	111.04	99.58	87.96	79.93	72.62	66.59
180.0	298.91	298.91	149.07	129.58	114.42	100.52	91.17	82.98	73.84
225.0	182.78	145.25	127.48	113.64	100.13	90.84	82.70	75.34	67.92
270.0	297.80	297.80	142.54	125.27	109.49	99.08	87.51	79.76	72.85
315.0	174.09	145.36	127.26	113.36	99.69	90.06	81.70	74.28	66.87
360.0	138.61	120.56	107.61	95.10	85.85	77.94	69.80	64.15	59.34

Intensity data(cd)

C/γ(°)	45.0	46.0	47.0	48.0	49.0	50.0	51.0	52.0	53.0
0.0	55.24	50.70	47.66	44.89	42.57	39.80	37.97	36.26	34.37
45.0	58.67	54.63	50.21	47.05	44.39	41.46	39.47	37.64	35.59
90.0	55.63	52.03	48.88	45.45	43.01	40.80	38.91	36.75	35.20
135.0	60.34	56.02	52.42	49.04	45.50	42.95	40.74	38.25	36.59
180.0	67.86	62.60	58.12	53.42	50.04	47.05	44.45	41.40	39.36
225.0	62.94	58.51	54.58	50.32	47.44	44.12	41.74	39.58	37.25
270.0	65.87	61.22	57.12	53.42	49.49	46.66	44.06	41.74	39.13
315.0	61.83	56.68	53.19	49.93	46.44	43.95	41.57	38.97	37.14
360.0	55.24	50.70	47.66	44.89	42.57	39.80	37.97	36.26	34.37
C/γ(°)	54.0	55.0	56.0	57.0	58.0	59.0	60.0	61.0	62.0
0.0	32.94	31.39	30.28	29.17	28.29	27.23	26.51	25.79	25.13
45.0	34.10	32.71	31.55	30.22	29.28	28.29	27.57	26.57	25.91
90.0	33.77	32.22	31.05	30.06	28.89	28.01	27.01	26.35	25.63
135.0	34.65	33.27	32.11	30.78	29.84	28.89	28.06	27.01	26.24
180.0	37.03	35.43	33.93	32.33	31.11	30.06	29.01	27.95	27.12
225.0	35.65	34.10	32.38	31.27	30.11	29.12	28.01	27.18	26.29
270.0	37.36	35.70	33.88	32.60	31.44	30.11	29.12	28.23	27.23
315.0	35.54	33.99	32.33	31.16	30.00	29.06	27.95	27.18	26.24
360.0	32.94	31.39	30.28	29.17	28.29	27.23	26.51	25.79	25.13
C/γ(°)	63.0	64.0	65.0	66.0	67.0	68.0	69.0	70.0	71.0
0.0	24.36	23.75	23.14	22.64	21.98	21.42	20.81	20.31	19.87
45.0	25.08	24.47	23.91	23.25	22.64	22.14	21.59	20.98	20.48
90.0	25.02	24.36	23.58	22.97	22.47	21.92	21.26	20.70	20.15
135.0	25.57	24.91	24.19	23.53	22.97	22.25	21.75	21.20	20.59
180.0	26.24	25.57	24.74	24.02	23.41	22.64	22.09	21.42	20.87
225.0	25.57	24.69	24.08	23.47	22.69	22.14	21.42	20.92	20.43
270.0	26.40	25.68	24.96	24.19	23.53	22.92	22.36	21.70	21.15
315.0	25.52	24.85	24.08	23.47	22.92	22.36	21.70	21.20	20.65
360.0	24.36	23.75	23.14	22.64	21.98	21.42	20.81	20.31	19.87
C/γ(°)	72.0	73.0	74.0	75.0	76.0	77.0	78.0	79.0	80.0
0.0	19.32	18.93	18.49	18.10	17.55	17.10	16.72	16.33	15.83
45.0	20.09	19.65	19.15	18.65	18.32	17.88	17.27	16.88	16.44
90.0	19.71	19.26	18.82	18.32	17.88	17.33	16.88	16.50	16.11
135.0	20.15	19.65	19.15	18.71	18.27	17.82	17.27	16.83	16.44
180.0	20.43	19.93	19.37	18.93	18.49	18.10	17.55	17.10	16.66
225.0	19.93	19.32	18.93	18.49	18.05	17.55	17.05	16.66	16.33
270.0	20.65	20.04	19.60	19.04	18.60	18.16	17.55	17.10	16.72
315.0	20.20	19.65	19.15	18.71	18.16	17.71	17.33	16.77	16.38
360.0	19.32	18.93	18.49	18.10	17.55	17.10	16.72	16.33	15.83
C/γ(°)	81.0	82.0	83.0	84.0	85.0	86.0	87.0	88.0	89.0
0.0	15.44	15.00	14.61	14.23	14.00	13.67	13.40	13.06	13.17
45.0	16.00	15.61	15.11	14.72	14.34	14.00	13.62	13.40	13.06
90.0	15.67	15.28	14.95	14.50	14.17	13.89	13.56	13.34	13.06
135.0	15.94	15.61	15.11	14.72	14.39	14.06	13.73	13.45	13.12
180.0	16.22	15.83	15.33	14.95	14.61	14.28	13.89	13.62	13.28
225.0	15.78	15.33	15.00	14.61	14.34	13.95	13.62	13.34	13.12
270.0	16.22	15.89	15.44	15.00	14.61	14.34	13.89	13.56	13.28
315.0	15.89	15.55	15.11	14.72	14.28	14.00	13.73	13.34	13.12
360.0	15.44	15.00	14.61	14.23	14.00	13.67	13.40	13.06	13.17

Intensity data(cd)

C/γ(°)	90.0
0.0	13.12
45.0	13.12
90.0	13.17
135.0	13.06
180.0	13.01
225.0	12.95
270.0	13.06
315.0	13.12
360.0	13.12